



## Connecting speakon cable to Speakon Plugs


### Parts in Kit



### 2. Strip wires



### 3.




### 5. Slide on clamp and fit cover




### 1. Slide cover & clamp on to the cable



### 3. Locate terminal numbers 1+ 1- IMPORTANT ONES



### 4. Insert wires & screw terminals tight



### 6. Tighten up cover



Finished Lead